

TPL SOLAR MODULE MONO PERC HALF-CELL

TPL M-H C Series 400W-410W



EU Brand & Warranty



High Efficiency

High module conversion efficiency (up to 21.86%), through innovative manufacturing technology.



Low-Light Performance

Advanced glass and solar cell surface texturing allow for excellent performance in low-light environments



Severe Weather Resilience

Certified to withstand : wind Load (2400 Pascal) And Snow Load (5400 Pascal)



9 Busbar Solar Cell

9 busbar solar cell adopts new technology to improve the efficiency of modules , offers a better aesthetic appearance.



Superior Quality Control

Full automatic production line
ISO9001:2008 quality management system
100% three times EL and appearance inspection



Plus tolerance

0-+5W positive power tolerance guarantees the highest system efficiency and yield stability



Performance Guarantee

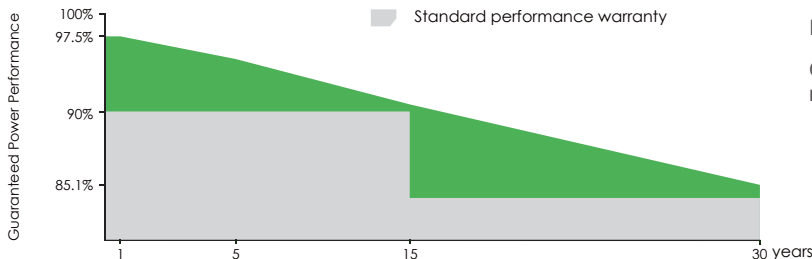
With the linear performance guarantee of 30 years and a product warranty of 25 years, TPL Solar guarantees highest investment security and warranty claims.



Certificates

TPL Solar modules are CE and TUV certified. Meet Australia CEC standard and on CEC list. Fire safety Class C

Performance Assurance



IEC 61215, IEC 61730

ISO 9001: 2015 Quality management systems

ISO 14001: 2015 Environmental management systems

OHSAS 18001: 2007 Occupational health and safety management systems





TECHNICAL DATA

MONO PERC HALF-CELL

TPL M-120HC Series 400W-410W

ELECTRICAL DATA (STC)

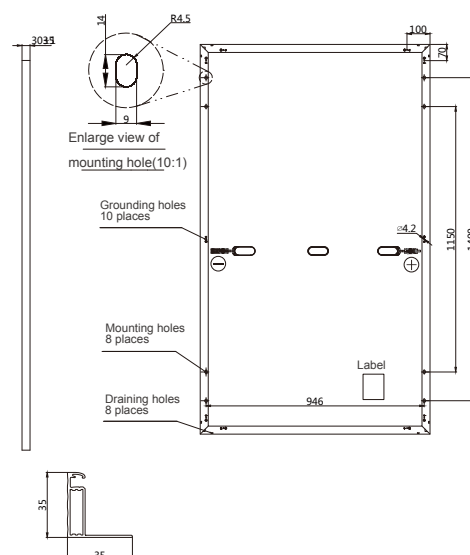

Peak Power Watts-PMAX (Wp)	395	400	405	410	415
Power Tolerance-PMAX (W)	0 ~ +5				
Maximum Power Voltage -VMPP (V)	30.72	31.04	31.35	31.62	31.92
Maximum Power Current -IMPP (A)	12.86	12.89	12.92	12.97	13.01
Open Circuit Voltage -VOC (V)	36.19	36.54	36.89	37.21	37.56
Short Circuit Current -ISC (A)	13.66	13.70	13.74	13.79	13.83
Module Efficiency (%)	20.2	20.5	20.7	21.0	21.2
Temp. coefficient Voc (%; °C)					-0.27
Temp. coefficient Isc (%; °C)					0.05
Temp. coefficient Pm (%; °C)					-0.35
Operating temp. (°C)					-40 to +85
NOCT (°C)					45±2

The electrical data apply to standard test conditions (STC): Irradiance of 1000 W/m² with spectrum AM 1.5 and a cell temperature of 25°C.

TECHNICAL DATA

Junction box	3 bypass diodes, IP68
Wire cross section (Ø, mm ²)	4.0
Cable length (mm)	Anode 290mm Cathode 145mm
Connector type	QC 4.10-35
Dimensions (L x W x H, mm)	1755x1038x35
Weight (kg)	20.5
Cell dimensions (mm)	166 x 166
No of cells / assembly	120/6x20
Type of cells	Mono-PERC
Hail resistance	Max. Ø 28 mm at 23 m/s
Wind load	2400Pa / 244kg / m ²
Mechanical load	5400Pa / 550kg / m ²

DIMENSIONS



I-V CURVE

